

# EMI



Non contractual picture / Photographie non contractuelle

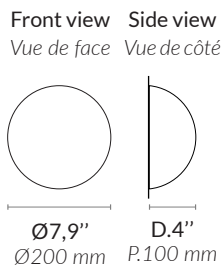
AAE EMI FP



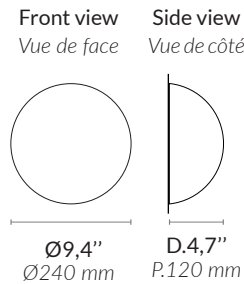
Alain Ellouz  
.paris

<b>Type</b> Type	Wall light Applique	
<b>Environment</b> Environnement	Indoor Intérieur	
<b>Material</b> Matériaux	Alabaster Albâtre	
<b>Recommended bulb</b> Ampoule recommandée	LED module GX53 - 6.1W - 2700K - Dimmable Module LED GX53 - 6.1W - 2700K - Variable	
<b>Voltage</b> Voltage	220 V (UE)	
<b>Luminous flux</b> Flux lumineux	Source : 490 lm The alabaster diffuses between 40 and 60% of the light source lumens L'albâtre diffuse entre 40 et 60% des lumens de la source lumineuse	
<b>Weight</b> Poids	EMI 20 : Approx. 3,3 lb / Env. 1,5 kg EMI 24 : Approx. 4,6 lb / Env. 2,1 kg EMI 28 : Approx. 6,6 lb / Env. 3 kg	EMI 32 : Approx. 9,3 lb / Env. 4,2 kg EMI 36 : Approx. 14,1 lb / Env. 6,4 kg EMI 50 : Approx. 35,3 lb / Env. 16 kg

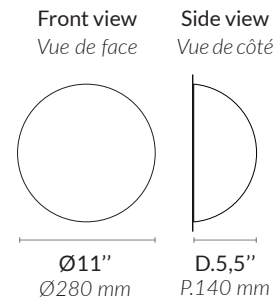
EMI 20



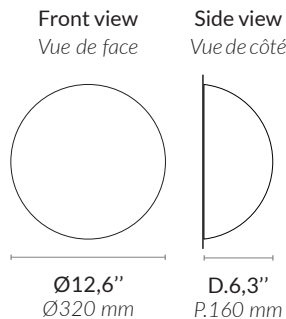
EMI 24



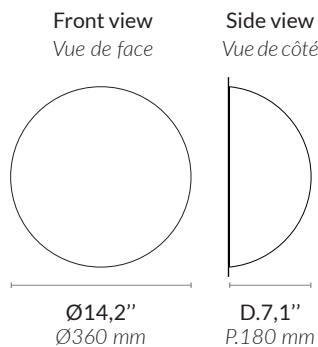
EMI 28



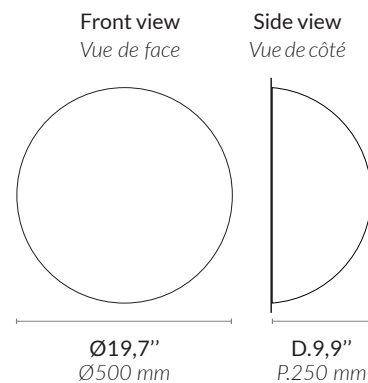
EMI 32



EMI 36



EMI 50



EMI®  
DESIGN BY ATELIER ALAIN ELLOUZ  
MADE IN FRANCE

**References** EMI 20 : COL-0069 EMI 32 : COL-0075  
**Références** EMI 24 : COL-0071 EMI 36 : COL-0077  
EMI 28 : COL-0073 EMI 50 : COL-0079

**Warranty** 2 years warranty. General terms and conditions of sale.  
**Garantie** 2 ans de garantie. Voir conditions générales de vente.